



---

**Date:** 13.06.2023 **Time:** 18:00  
**Subject:** **Bulletin 7** **Document:** 1.7

---


**From:** Clerk of the course  
**To:** Competitors - Crews  
Pages: 1 Attachments: 3 (3 x A/4 in total)


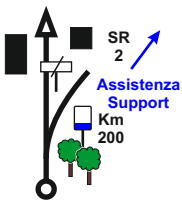


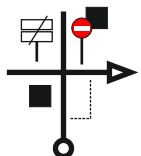


---


## CHANGES TO THE ROUTE AND ROAD BOOK

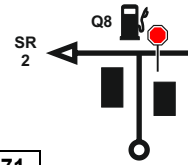


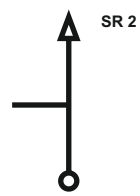
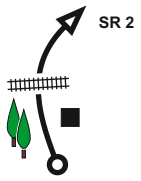
- 1) Sector 10 (TC12 RADICOFANI - Zona Industriale / TC13 SIENA - Piazza del Campo)**  
Sector 10 is modified from the box 70 on page 50 to the 73 on page 51 of the Road book of Leg 3, as described in the Attachment (Sector 10 - pages 50 and 51).
  - Target Time of the Sector 10: UNCHANGED
  
- 2) Sector 13 (TC15 MODENA - Parco Novi Sad/ TC16 SALSOMAGGIORE TERME)**  
The location of the TC16 SALSOMAGGIORE TERME change as per Attachment (**Layout Salsomaggiore Terme page 139 of the Road book of Leg 3**).
  - Target Time of the Sector 13: UNCHANGED
  
- 3) Sector 14 (TC17 SALSOMAGGIORE TERME / TC18 PAVIA - Via A. Scotti)**  
The location of the TC17 SALSOMAGGIORE TERME change as per Attachment (**Layout Salsomaggiore Terme page 6 of the Road book of Leg 4**).
  - Target Time of the Sector 14: UNCHANGED

Clerk of the course  
Lucio DE MORI

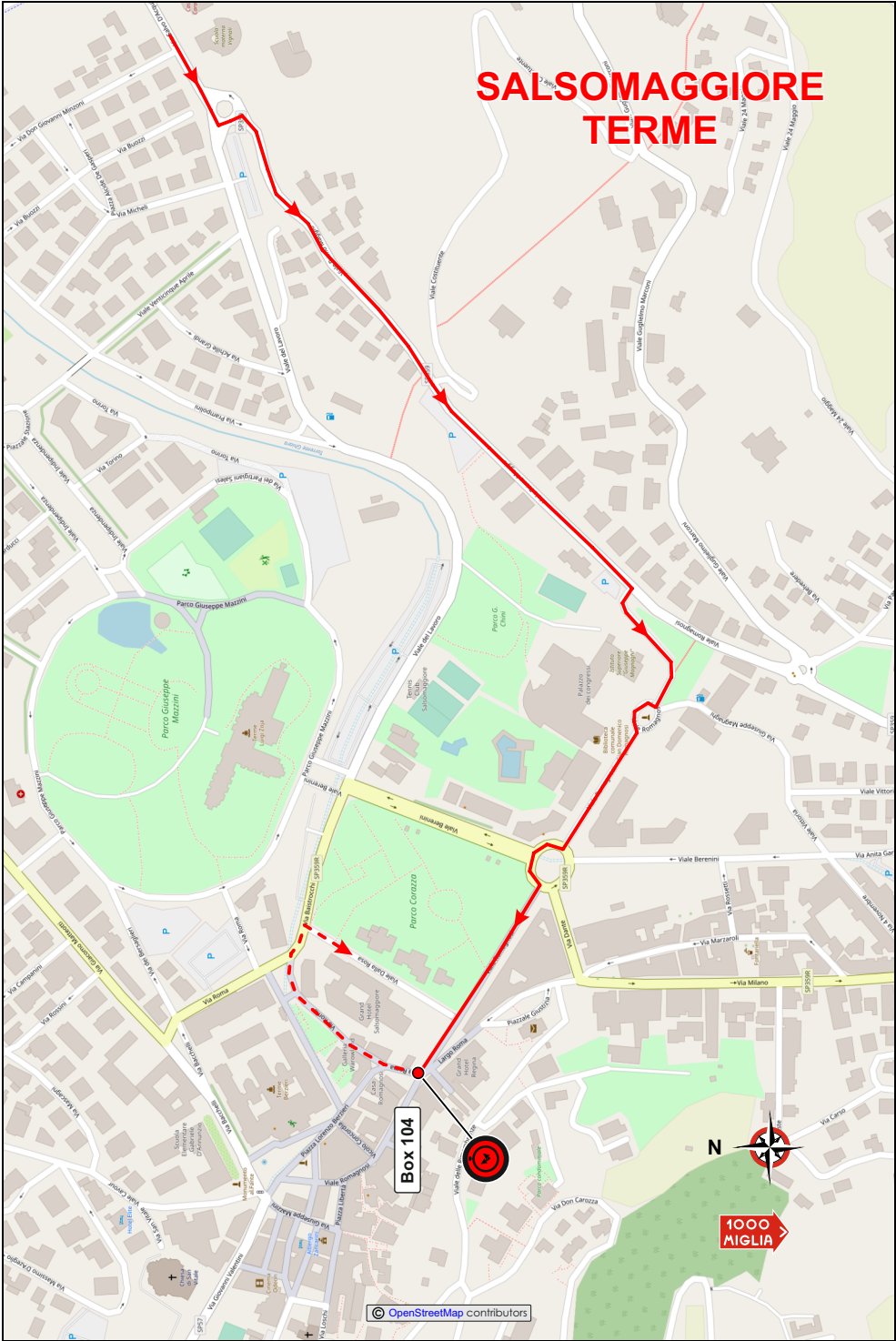
Settore <b>10</b>	C.O. <b>12 RADICOFANI - Zona Industriale</b>	Km <b>97,80</b>
<b>1000 MIGLIA</b> 	C.O. <b>13 SIENA - Piazza del Campo</b>	<b>T.I. 2h 25'</b>
	C.T.	Media <b>40,4</b>

Distanze		Direzione	Informazioni	Note	Dist. Tot. Regress.
Totali	Parziali				
		<input type="text"/>			
		<input type="text"/>			
		<input type="text"/>			
67,53		<input type="text" value="69"/> 		<input type="text" value="32"/>	30,27
68,05	 0,52	<input type="text" value="70"/> 	 		29,75

Settore <b>10</b>	C.O. <b>12 RADICOFANI - Zona Industriale</b>	Km <b>97,80</b>
<b>1000 MIGLIA</b> 	C.O. <b>13 SIENA - Piazza del Campo</b>	T.I. <b>2h 25'</b>
	C.T.	Media <b>40,4</b>

Distanze		Direzione	Informazioni	Note	Dist. Tot. Regress.
Totali	Parziali				
68,15	0,10	 71			29,65
68,38	0,23	 72			29,42
68,46	0,08	 73			29,34
69,00	0,54	 74	( Max 3' 30" )		28,80

# SALSO MAGGIORE TERME



# SALSOMAGGIORE TERME

